RZ Medizintechnik GmbH
Unter Hasslen 20 | D-78532 Tuttlingen
Phone: +49 (0)7462/9470-0
Fax: +49 (0)7462/9470-50
sales@rz-medizintechnik.com
www.rz-medizintechnik.com

RZ Medizintechnik GmbH

Progress in Surgery

MICRO VASCULAR Surgery



INTRODUCTION

RZ offers a wide range of micro surgery instruments for hands, feet and reconstructive surgery. Furthermore these instruments can be used for lab test s on mice or on extra fine vessels. Micro surgery concerns all operations under the microscope and it is therefore very versatile in the application.

CONTENT

Set Recommendations	4-13
Micro Vascular Scissors	14-20
Micro Vascular Forceps	22-34
Micro Vascular Dilators	36-38
Micro Vascular Needle Holders	40-43
Ultra Fine Micro Vascular Instruments	44-47
Combi Micro Vascular Instruments	48
Eye Forceps	49
Special Micro Vascular Instruments	50-51
RZ Micro Vascular Vessel Clamps	52-59
Instrument Cases	60-61
RZ Hand Retractor Set	62-63
Nerve and Tendon Instruments	64
Arteriotomy Clamp Set	65
Blade Holders	66
Suture Material	67-69
Accessories	70

BASIC MICRO SURGERY SET

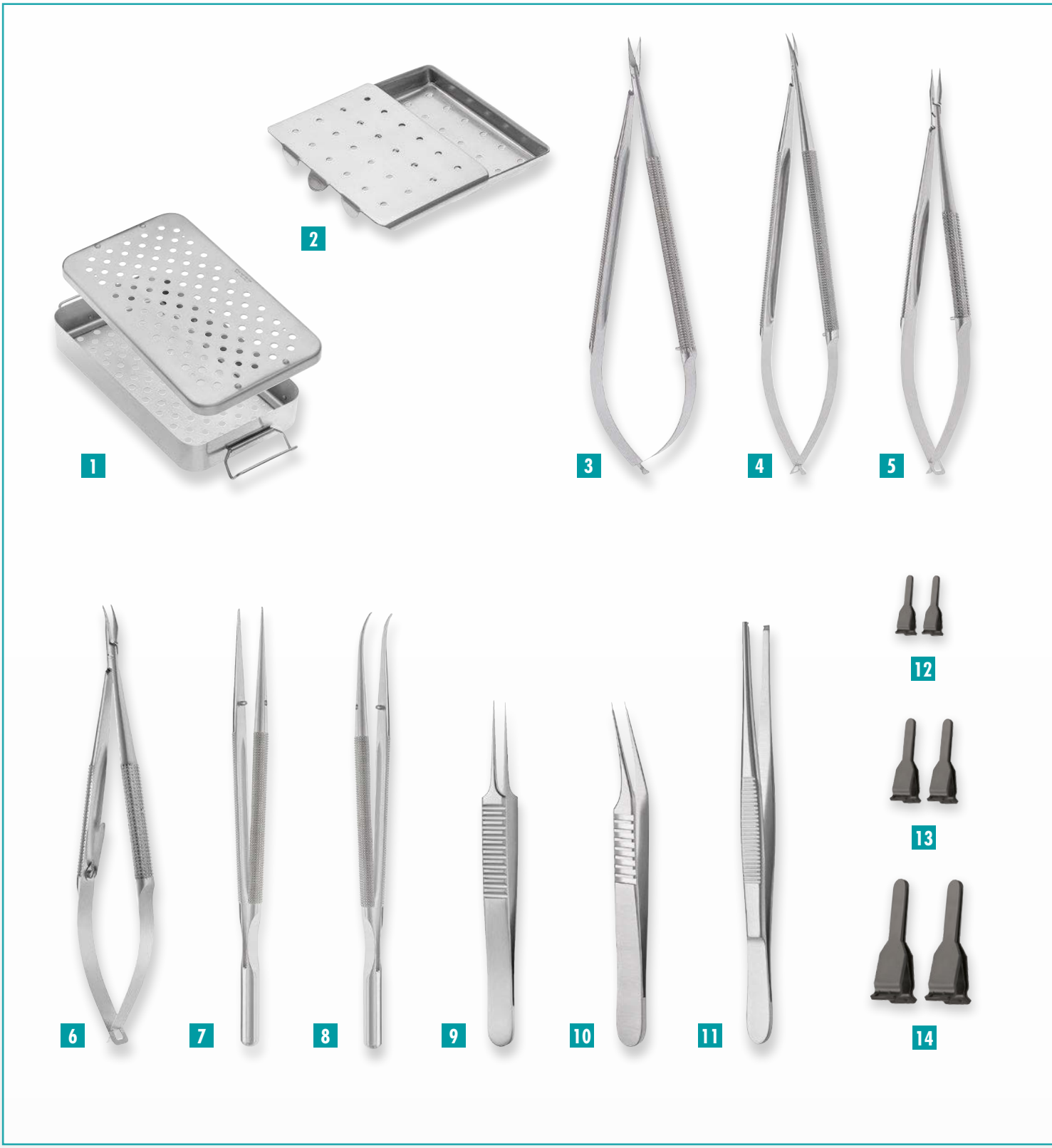

Order number	Description	Picture
270-900-904	**Basic Micro Surgery Set**	▼
600-150-010	Instrument Case, for 8 Micro instruments, for one instrument rack, 130 x 230 x 25 mm	1
600-110-065	Needle Sterilizing Case, with holes, 65 x 42 x 8.0 mm	2
251-540-150	Adventitia Scissors, straight, 12 mm blade, 150 mm, 6 ", ∅ 8 mm round handle	3
251-541-150	Dissecting Scissors, curved, 12 mm blade, 150 mm, 6 ", ∅ 8 mm round handle	4
250-064-138	Micro Needle Holder, straight, tip 0.4 mm, 130 mm, 5 1/8 ", without catch, ∅ 8 mm round handle	5
250-064-148	Micro Needle Holder, curved, tip 0.4 mm, 150 mm, 6 ", without catch, ∅ 8 mm round handle	6
251-650-150	Micro Forceps, straight, with weight, tip 0.3 mm, 150 mm, 6 ", tying platform, ∅ 8 mm round handle	7
251-653-150	Micro Forceps, curved, with weight, tip 0.3 mm, 150 mm, 6 ", tying platform, ∅ 8 mm round handle	8
251-613-110	Micro Forceps, straight, tip 0.3 mm, 110 mm, 4 1/4 ", serrated 9 mm flat handle	9
251-601-110	Micro Forceps, Dilator, 10° angled, tip 0.3 mm, 4 mm long, 110 mm, 4 1/4 ", serrated 9 mm flat handle	10
270-104-160	Applying Forceps for Clamps Fig. 1-3, straight, 140 mm, 5 1/2 ", without catch	11
270-101-102	RZ Single Clamp, Vein, 11 mm, 0.6-1.4 mm, black finish, packed in pairs	12
270-101-103	RZ Single Clamp, Vein, 16 mm, 1.0-2.2 mm, black finish, packed in pairs	13
270-101-104	RZ Single Clamp, Vein, 24mm, 1.5-3.3 mm, black finish, packed in pairs	14

BASIC MICRO SURGERY SET

RECONSTRUCTIVE SURGERY SET

Order number	Description	Picture
270-900-901	**Reconstructive Surgery Set**	▼
600-150-010	Instrument Case, for 8 micro instruments, for one instrument rack, 130 x 230 x 25 mm	1
600-150-001	Instrument Rack, for 8 micro instruments, from 90 to 150 mm	2
600-160-000	Instrument Beaker, ∅ 100 mm, with silicon bottom	3
250-064-146	Micro Needle Holder, curved, tip 0.5 mm, 130 mm, 5 1/8'', without catch, ∅ 10 mm round handle	4
251-551-150	Dissecting Scissors, curved, 19 mm blade, 150mm, 6", flat handle	5
251-550-150	Adventitia Scissors, straight, 19 mm blade, 150 mm, 6", flat handle	6
251-618-120	Micro forceps, curved, tip 0.4 mm, 120 mm, 4 3/4", serrated 9 mm flat handle	7
251-602-110	Micro Forceps, Dilator, 10° angled, tip 0.2 mm, 8 mm long, 110 mm, 4 1/4", serrated 9 mm flat handle	8
270-106-140	Clamp Applying Forceps Fig. 3, 30° angled jaw, 140 mm, 5 1/2", without catch	9
700-600-019	Bipolar Forceps, straight, 110 mm tip needle, 0.25 mm	10
700-101-000	Connecting cable for bipolar forceps, Unit connecting: Erbe ACC/ICC, Instrument connecting: flat-plug, 5m	11
270-103-103	RZ Double Clamp, Vein, 16 mm, 1.0 - 2.2 mm, black, adjustable, with frame, single packed	12
270-102-104	RZ Double Clamp, Vein, 24 mm, 1.5 - 3.3 mm, black, adjustable, without frame, single packed	13
270-101-103	RZ Single Clamp, Vein, 16mm, 1.0 - 2.2 mm, black finish, packed in pairs	14
270-101-104	RZ Single Clamp, Vein, 24mm, 1.5 - 3.3 mm, black finish, packed in pairs	15

RECONSTRUCTIVE SURGERY SET

1


2

3

4

5

6

7


8

9

10

11

12

13

14

15

HAND SURGERY SET

Order number	Description	Picture
270-900-902	**Hand Surgery Set**	▼
600-150-010	Instrument Case, for 8 micro instruments, for one instrument rack, 130 x 230 x 25 mm	1
600-150-001	Instrument Rack, for 8 micro instruments, from 90 to 150 mm	2
600-160-000	Instrument Beaker, ∅ 100 mm, with silicon bottom	3
250-064-149	Micro Needle Holder, straight, tip 0.4 mm, 140 mm, 5 1/2 ", without catch, flat handle	4
251-551-150	Dissecting Scissors, curved, 19 mm blade, 150 mm, 6 ", flat handle	5
251-550-150	Adventitia Scissors, straight, 19 mm blade, 150 mm, 6 ", flat handle	6
251-618-120	Micro Forceps, curved, tip 0.4 mm, 120 mm, 4 3/4 ", serrated 9 mm flat handle	7
251-616-110	Micro Forceps, 45° angled, tip 0.3 mm, 110 mm, 4 1/4 ", serrated 9 mm flat handle	8
251-662-120	Adson Fixation Forceps, straight, 1x2 teeth, tip 0.3 mm, 120 mm, 4 3/4 ", flat handle	9
251-602-110	Micro Forceps, Dilator, 10° angled, tip 0.2 mm, 8 mm long, 110 mm, 4 1/4 ", serrated 9 mm flat handle	10
270-105-140	Clamp Applying Forceps Fig. 1 + 2, 30° angled jaw, 140 mm, 5 1/2 ", with catch	11
270-103-102	RZ Double Clamp, Vein, 11 mm, 0.6-1.4 mm, black, adjustable, with frame, single packed	12
270-102-102	RZ Double Clamp, Vein, 11 mm, 0.6-1.4 mm, black, adjustable, without frame, single packed	13
270-101-102	RZ Single Clamp, Vein, 11 mm, 0.6-1.4 mm, black finish, packed in pairs	14
270-101-103	RZ Single Clamp, Vein, 16 mm, 1.0-2.2 mm, black finish, packed in pairs	15
270-800-001	Visibility background material, blue, box of 12 pieces	16

HAND SURGERY SET

MICRO GYNAECOLOGY SET

Order number	Description	Picture
270-900-903	**Micro Gynaecology Set**	▼
600-150-010	Instrument Case, for 8 micro instruments, for one instrument rack, 130 x 230 x 25 mm	1
600-150-000	Instrument case with silicone rubber finger mats, bottom and lid perforated, 235 x 270 x 30 mm	2
600-150-001	Instrument Rack, for 8 micro instruments, from 90 to 150 mm	3
270-105-140	Clamp Applying Forceps Fig. 1 + 2, 30° angled jaw, 140 mm, 5 1/2 ", with catch	4
251-557-180	Dissecting Scissors, curved, 14 mm blade, 180 mm, 7 ", ∅ 10 mm round handle	5
250-064-248	Micro Needle Holder, curved, tip 0.5 mm, 180 mm, 7 ", without catch, ∅ 10 mm round handle	6
251-652-180	Fixation Forceps by Pierse, straight, tip 0.6 mm, 180 mm, 7 ", with weight, ∅ 8 mm round handle	7
251-611-130	Micro Forceps, straight, tip 0.3 mm, 135 mm, 5 3/8 "	8
251-801-000	Splint guide, 180 mm, 7 "	9
251-802-000	Splint guide with transverse hole, 180 mm, 7 "	10
700-600-014	Bipolar Forceps, curved, 160 mm, tip 1.0 mm	11
251-810-000	RZ splint material, LD-Polyethylene, ∅ 0.45 mm, soft, sterile	12
251-714-003	Glas Probes, Set, containing of 3 different shapes	13
270-014-005	Tubal single clamps Fig. 5, 2.5 mm, size: 19 mm, 2 pieces per set	14
270-014-006	Tubal single clamps Fig. 6, 3.0 mm, size: 19 mm, 2 pieces per set	15
270-014-007	Tubal single clamps Fig. 7, 3.5 mm, size: 22 mm, 2 pieces per set	16
270-014-008	Tubal single clamps Fig. 8, 4.0 mm, size: 22 mm, 2 pieces per set	17

MICRO GYNAECOLOGY SET

1

2


3

4

5

6

7

8

9

10

11

12

13

14

15

16

17

BASIC LAB SET



Order number	Description	Picture
270-900-905	**Basic Lab Set**	▼
600-150-010	Instrument case, for 8 Micro instruments, for one instrument rack, 130 x 230 x 25 mm	1
600-150-002	Instrument rack, for 8 Micro instruments, with clamp box (from 9.0 cm to 15.0 cm)	2
600-160-000	Instrument beaker D. 100 mm, with silicon bottom	3
250-064-150	Micro Needle Holder, curved, tip 0.4 mm, 140 mm, 5 1/2", without lock, flat handle	4
251-551-150	Dissecting Scissors, curved, 19 mm blade, 150 mm, 6 ", flat handle	5
251-550-150	Adventitia Scissors, straight, 19 mm blade, 150 mm, 6 ", flat handle	6
251-613-110	Micro Forceps, straight, tip 0.3mm, 110mm, 4 1/4 ", serrated 9mm flat handle	7
251-611-120	Micro Forceps, straight, tip 0.3 mm, 120 mm, 4 3/4 ", serrated 9 mm flat handle	8
251-601-110	Micro Forceps, Dilator, 10° angled, tip 0.3 mm, 4 mm long, 110 mm, 4 1/4 ", serrated 9 mm flat handle	9
270-104-160	Applying Forceps for Clamps Fig. 1-3, straight, 140 mm, 5 1/2 ", without ratchet	10
270-103-003	RZ Double Clamp, Vein, 16 mm, 1.0-2.2 mm, matt finish, adjustable, with frame, single packed	11
270-103-102	RZ Double Clamp, Vein, 11 mm, 0.6-1.4mm, black, adjustable, with frame, single packed	12
270-101-101	RZ Single Clamp, Vein, 8 mm, 0.3-1.0 mm, black finish, packed in pairs	13
270-101-102	RZ Single Clamp, Vein, 11 mm, 0.6-1.4 mm, black finish, packed in pairs	14

BASIC LAB SET

MICRO VASCULAR SCISSORS

In micro vascular surgery Dissecting and Adventitia Scissors blades are the most frequently used scissors shapes. They are used for preparing nerves and dissecting of blood vessels. The Adventitia Scissors are also used for cutting suture material. The difference is the delicacy of the tips and the shape of the blades.

Flat Handle



Flat handle with oblique serration for a good grip

Round Handle

Round handle with cross-seration for easy rotation of the scissors

Dissecting Scissors
curved blade

Adventitia Scissors
straight blade

Nerve Scissors
fine serrated blade

45° angled

Westcott type

Vannas type

SCISSORS PATTERN

ADVENTITIA SCISSORS WITH FLAT HANDLE

*

1:1

straight

Total length	Blade length	Order number
110mm, 4 1/3"	13mm	251-550-100 *
	19mm	251-550-110
150mm, 6"	15mm	251-554-150
	19mm	251-550-150
	19mm Nerve Scissors	251-552-150
180mm, 7"	20mm	251-550-180
	20mm Nerve Scissors	251-552-180

STRAIGHT

45° angled

Total length	Blade length	Order number
150mm, 6"	8mm	251-563-150
180mm, 7"	12mm	251-563-180

45° ANGLED

DISSECTING SCISSORS WITH FLAT HANDLE

*

1:1

curved

Total length	Blade length	Order number
110mm, 4 1/3"	13mm	251-551-100
	19mm	251-551-110
	20mm Westcott	251-551-111
150mm, 6"	15mm	251-555-150 *
	19mm	251-551-150
	19mm Nerve Scissors	251-553-150
	22mm Westcott	251-551-151
180mm, 7"	20mm	251-551-180
	20mm Nerve Scissors	251-553-181
	20mm Westcott	251-551-181

CURVED

45° angled

Total length	Blade length	Order number
150mm, 6"	8mm	251-556-150
180mm, 7"	12mm	251-556-180

45° ANGLED

ADVENTITIA SCISSORS WITH ROUND HANDLE



1:1



straight

Total length	∅ Handle	Blade length	Order number
120mm, 4 3/4"	7mm	11mm	251-540-120
150mm, 6"	8mm	12mm	251-540-150
	8mm	12mm Nerve Scissors	251-542-150
	8mm	12mm Vannas	251-560-150
170mm, 6 3/4"	8mm	10mm	251-580-170
180mm, 7"	8mm	14mm	120-178-180 *
	8mm	14mm Nerve Scissors	251-542-180
	10mm	14mm	251-558-180
210mm, 8 1/4"	8mm	21mm	251-540-210

STRAIGHT

DISSECTING SCISSORS WITH ROUND HANDLE

*

1:1



curved

Total length	∅ Handle	Blade length	Order number
120mm, 4 3/4"	7mm	11mm	251-541-120
150mm, 6"	8mm	12mm	251-541-150
	8mm	12mm Nerve Scissors	251-543-150
	8mm	12mm Vannas	251-559-150
	8mm	20mm Westcott	251-541-151
180mm, 7"	8mm	14mm	251-541-180
	8mm	14mm Nerve Scissors	251-543-180 *
	8mm	20mm Westcott	251-541-181
	10mm	14mm	251-557-180
210mm, 8 1/4"	8mm	21mm	251-541-210

CURVED

DISSECTING SCISSORS BY RZ

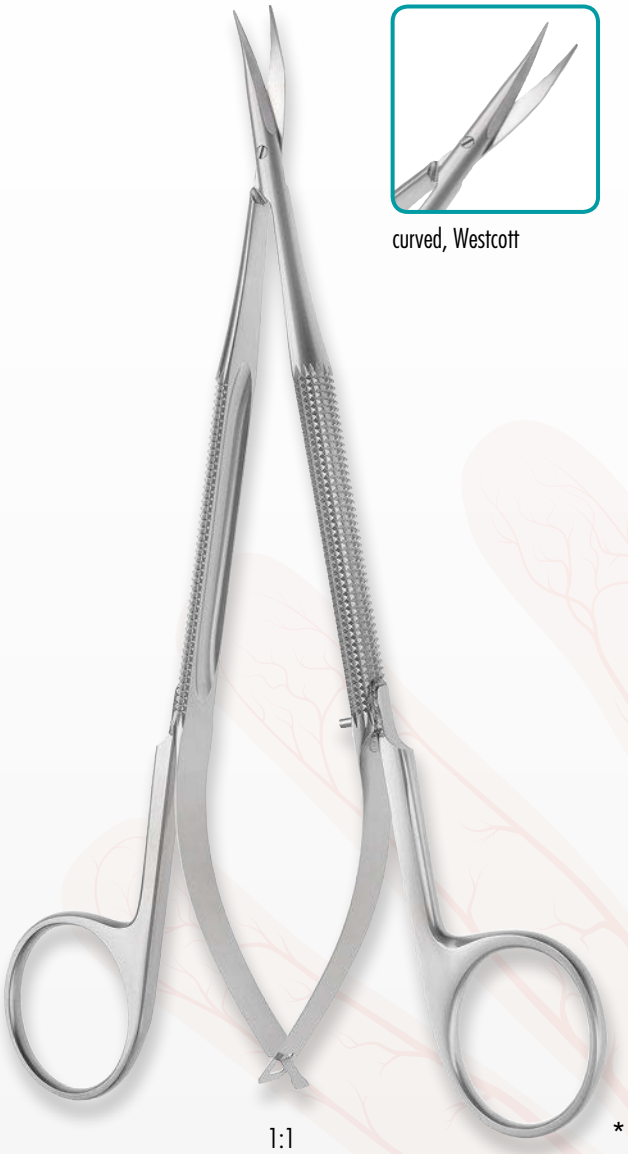

1:1 *

curved, Westcott

Total length	∅ Handle	Blade length	Order number
150mm, 6"	8mm	15mm	251-570-150
	8mm	20mm Westcott	251-571-150 *
180mm, 7"	8mm	15mm	251-570-180

CURVED

SPECIAL MICRO SCISSORS WITH LIGHTWEIGHT HANDLE

*

1:1



Adventitia Scissors, straight



Dissecting Scissors, curved



double action



special lightweight handle

Total length	∅ Handle	Blade length	Order number
150mm, 6“	8mm	9mm	251-580-150

ADVENTITIA – STRAIGHT

Total length	∅ Handle	Blade length	Order number
150mm, 6“	8mm	9mm	251-581-150 *

DISSECTING – CURVED

NOTES

MICRO VASCULAR FORCEPS

We offer you two different handle types for every requirement. The flat handle ensures an excellent grip. The balanced, round handle instruments allow effortless working and easy rotation during long surgeries. They provide a more comfortable handling, in comparison to the standard flat handles.

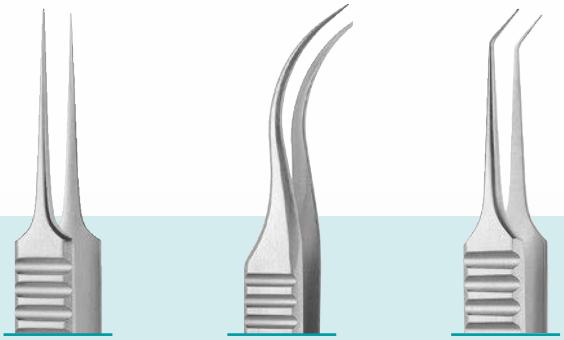

straight | curved | 45° angled

FORCEPS TYPES

flat



round

+

balanced (counter weight)

HANDLE TYPES



tying platform for secure grip

diamond dusted tip

FEATURES

MICRO FORCEPS WITH FLAT HANDLE

1:1

110mm models

120-180mm models



straight

Total length	∅ Tip	Handle width	With tying platform	Order number
110mm, 4 1/3"	0.3mm	9mm	×	251-613-110
120mm, 4 3/4"	0.3mm	9mm	×	251-611-120*
135mm, 5 3/8"	0.3mm	7mm	×	251-612-130
	0.3mm	7mm	✓	251-617-130
	0.3mm	9mm	×	251-611-130
	0.3mm	9mm	✓	251-621-135
150mm, 6"	0.3mm	9mm	×	251-613-150
180mm, 7"	0.3mm	9mm	×	251-611-180
	0.3mm	9mm	✓	251-611-181

STRAIGHT

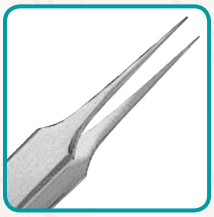

straight, smooth handle
(110mm model illustrated)

Total length	∅ Tip	Handle width	Order number
110mm, 4 1/3"	0.4mm	9mm	251-600-040
120mm, 4 3/4"	0.6mm	9mm	251-600-060
	0.8mm	9mm	251-600-080

STRAIGHT – SMOOTH HANDLE



curved

Total length	∅ Tip	Handle width	Order number
120mm, 4 3/4"	0.4mm	9mm	251-618-120
150mm, 6"	0.4mm	9mm	251-618-150

CURVED

ANGLED MICRO FORCEPS WITH FLAT HANDLE

*

1:1

45° angled

Total length	∅ Tip	Handle width	With tying platform	Order number
110mm, 4 1/3"	0.3mm	9mm	×	251-616-110 *
135mm, 5 3/8"	0.3mm	7mm	×	251-615-130
	0.3mm	9mm	×	251-603-135
150mm, 6"	0.3mm	9mm	×	251-616-150
180mm, 7"	0.3mm	9mm	×	251-613-180
	0.3mm	9mm	✓	251-613-181

45° ANGLED

90° angled

Total length	∅ Tip	Handle width	Order number
110mm, 4 1/3"	0.3mm	9mm	251-617-110

90° ANGLED

MICRO FORCEPS BY PIERSE WITH FLAT HANDLE

*

1:2



straight

Total length	∅ Tip	Handle width	Order number
120mm, 4 3/4"	0.3mm	9mm	251-615-120
	0.65mm	9mm	251-613-120
	0.1mm	9mm	251-616-120
135mm, 5 3/8"	0.3mm	9mm	251-610-135 *
180mm, 7"	0.65mm	9mm	251-612-180

STRAIGHT

MICRO FORCEPS BY BANIS WITH FLAT HANDLE

*

1:2



40° angled

Total length	∅ Tip	Handle width	Order number
135mm, 5 3/8"	0.3mm	9mm	251-607-135 *
180mm, 7"	0.3mm	9mm	251-607-180

40° ANGLED

MICRO FORCEPS WITH DIAMOND DUSTED TIP & FLAT HANDLE

1:1

straight

Total length	∅ Tip	Handle width	With tying platform	Order number
110mm, 4 1/3"	0.3mm	9mm	×	251-713-110
135mm, 5 3/8"	0.3mm	7mm	×	251-712-130
	0.3mm	7mm	✓	251-717-130
135mm, 5 3/8"	0.3mm	9mm	×	251-711-130
	0.3mm	9mm	✓	251-721-135
180mm, 7"	0.3mm	9mm	×	251-711-180

STRAIGHT



curved

Total length	∅ Tip	Handle width	Order number
120mm, 4 3/4"	0.4mm	9mm	251-718-120*

CURVED

45° angled

Total length	∅ Tip	Handle width	Order number
110mm, 4 1/3"	0.3mm	9mm	251-619-110
135mm, 5 3/8"	0.3mm	7mm	251-619-130
	0.3mm	9mm	251-703-135
180mm, 7"	0.3mm	9mm	251-713-180

45° ANGLED

ADSON FIXATION FORCEPS

*

1:2

straight, 45° angled teeth



straight, 90° angled teeth

Total length	∅ Tip	Teeth	Order number
120mm, 4 3/4"	0.3mm	1 x 2, 45° angled	251-662-120 *
	0.3mm	1 x 2, 90° angled	130-554-120

STRAIGHT

TUBING INTRODUCER FORCEPS

*

1:2

These forceps are used to introduce micro catheters into blood vessels for medication and diagnostic purposes. They are popular in both clinical and lab applications.



45° angled

Total length	Handle width	Order number
120mm, 4 3/4"	9mm	251-715-120 *

45° ANGLED

MICRO FORCEPS WITH DIAMOND DUSTED TIP & LIGHTWEIGHT HANDLE

*

1:1

straight – diamond dusted

curved – diamond dusted

special lightweight handle

Total length	∅ Handle	Order number
130mm, 5"	8mm	251-584-130

STRAIGHT

Total length	∅ Handle	Order number
130mm, 5"	8mm	251-585-130*

CURVED

BALANCED MICRO FORCEPS

1:1



straight

Total length	∅ Tip	With tying platform	Order number
150mm, 6"	0.3mm	✓	251-650-150
180mm, 7"	0.5mm	✓	251-650-180 *
210mm, 8 1/4"	0.5mm	✓	251-650-210

STRAIGHT

straight, with teeth

Total length	∅ Tip	Teeth	With tying platform	Order number
150mm, 6"	0.3mm	1 x 2	✓	251-658-150
180mm, 7"	0.3mm	1 x 2	✓	251-658-180
210mm, 8 1/4"	0.7mm	1 x 2	✓	251-658-210

STRAIGHT – WITH TEETH

curved

Total length	∅ Tip	With tying platform	Order number
150mm, 6"	0.3mm	✓	251-653-150
180mm, 7"	0.5mm	✓	251-653-180
210mm, 8 1/4"	0.5mm	✓	251-653-210

CURVED

balanced (counter weight)

BALANCED MICRO FORCEPS WITH DIAMOND DUSTED TIP

1:1



straight

curved



balanced (counter weight)

Total length	∅ Tip	With tying platform	Order number
150mm, 6"	0.3mm	✓	251-657-150
180mm, 7"	0.5mm	✓	251-657-180 *
210mm, 8 1/4"	0.3mm	✓	251-657-210
	0.7mm	✓	251-660-210

STRAIGHT

Total length	∅ Tip	With tying platform	Order number
210mm, 8 1/4"	0.7mm	✓	251-661-210

CURVED

MICRO ATRAUMA DEBAKEY FORCEPS

1:2 *

straight, De Bakey serration



balanced (counter weight)

Total length	∅ Tip	∅ Handle	Order number
150mm, 6“	1.2mm	8mm	250-653-150
180mm, 7“	1.2mm	8mm	250-653-180 *
210mm, 8 1/4“	1.2mm	8mm	250-653-210

STRAIGHT

MICRO FIXATION FORCEPS BY PIERSE

1:2 *



straight

balanced (counter weight)

Total length	∅ Tip	∅ Handle	Order number
150mm, 6“	0.3mm	8mm	251-652-150
180mm, 7“	0.6mm	8mm	251-652-180 *

STRAIGHT

MICRO FORCEPS BY SOERENSEN

*

1:2

45° angled



balanced (counter weight)

Total length	∅ Tip	∅ Handle	Order number
150mm, 6“	0.2mm	8mm	251-655-150
180mm, 7“	0.2mm	8mm	251-654-180 *

45° ANGLED

MICRO FORCEPS BY BANIS

*

1:2

45° angled

balanced (counter weight)

Total length	∅ Tip	∅ Handle	Order number
150mm, 6“	0.3mm	8mm	251-656-150
180mm, 7“	0.3mm	8mm	251-656-180

45° ANGLED

MICRO RING FORCEPS WITH DIAMOND DUSTED TIP

1:2 *

straight, tissue forceps

balanced (counter weight)

Total length	∅ Ring	∅ Handle	Order number
150mm, 6"	1 x 0.5 mm	8mm	251-655-145
180mm, 7"	1 x 0.5 mm	8mm	251-655-180 *
210mm, 8 1/4"	1 x 0.5 mm	8mm	251-655-210

STRAIGHT

TITAN MICRO RING FORCEPS WITH DIAMOND DUSTED TIP

1:2 *

straight, tissue forceps

balanced (counter weight)

Total length	Without weight	∅ Ring	With weight	∅ Ring
150mm, 6"	250-364-705	1 x 0.5 mm	250-764-715	1 x 0.5 mm
180mm, 7"	250-364-706	2 x 1 mm	250-764-718 *	1 x 0.5 mm
210mm, 8 1/4"	250-364-707	2 x 1 mm	250-764-721	1 x 0.5 mm

∅ Handle = 8 mm, for all instruments

STRAIGHT

JEWELER BIPOLAR COAGULATIONS FORCEPS

*

1:1

straight

Total length	∅ Tip	Order number
110mm, 4 1/3"	0.25mm	700-600-712 *

STRAIGHT – POINTED

Total length	∅ Tip	Order number
110mm, 4 1/3"	0.6mm	700-600-713

STRAIGHT – BLUNT

angled

Total length	∅ Tip	Order number
160mm, 6 1/4"	1mm	700-600-014

ANGLED – BLUNT

CONNECTING CABLES FOR BIPOLAR FORCEPS

2-banana-pin

Erbe

Martin, Berchtold, Aesculap GK55 + sGK60

Valleylab, Lamidey, EMC

Flat plug

Flat plug, square

	2-banana-pin	Erbe	Martin, Berchtold, Aesculap GK55 + sGK60	Valleylab, Lamidey, EMC
3m	700-350-030	700-101-001	700-287-030	700-351-031
5m	700-350-050	700-101-000	700-287-050	700-351-051
3m	700-350-130	700-101-130	700-287-130	700-351-131
5m	700-350-150	700-101-150	700-287-150	700-351-151

NOTES

MICRO VASCUALAR DILATORS

These micro dilators are advanced instruments for vessel dilation.
The very delicate and parallel closing tips are essential for vessel preparation.

straight

10° angled

45° angled

DILATOR TYPES

flat handle

round handle

HANDLE TYPES

MICRO DILATORS WITH FLAT HANDLE

1:1

straight

Total length	∅ Tip	Tip length	Handle width	Order number
135mm, 5 3/8"	0.2mm	8mm	7mm	251-611-131
	0.2mm	8mm	9mm	251-611-132
	0.3mm	4mm	9mm	251-611-133
180mm, 7"	0.1mm	8mm	9mm	251-611-187
	0.2mm	8mm	9mm	251-611-186
	0.3mm	4mm	9mm	251-611-185 *

STRAIGHT

10° angled

Total length	∅ Tip	Tip length	Handle width	Order number
110mm, 4 1/3"	0.2mm	8mm	9mm	251-602-110
	0.3mm	4mm	9mm	251-601-110

10° ANGLED



45° angled

Total length	∅ Tip	Tip length	Handle width	Order number
135mm, 5 3/8"	0.3mm	4mm	9mm	251-608-135

45° ANGLED

MICRO DILATORS WITH ROUND HANDLE

1:1

straight

balanced (counter weight)

Total length	∅ Tip	Tip length	∅ Handle	Order number
150mm, 6“	0.3mm	4mm	8mm	251-640-150
180mm, 7“	0.3mm	4mm	8mm	251-640-180 *

STRAIGHT

NOTES

Round handle advantages:
- easy rotation of the instrument without hand movement

Flat handle advantages:
- secure grip



flat handle

round handle

HANDLE TYPES

with catch

without catch



secure grip

FEATURES

MICRO NEEDLE HOLDER WITH FLAT HANDLE



*

1:1



straight

Total length	∅ Tip	Without catch	Order number
140mm, 5 1/2"	0.4mm	×	250-064-153
	0.4mm	✓	250-064-149

STRAIGHT

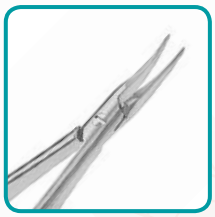

curved

Total length	∅ Tip	Without catch	Order number
140mm, 5 1/2"	0.4mm	×	250-064-151
	0.4mm	✓	250-064-150 *

CURVED

MICRO NEEDLE HOLDER WITH ROUND HANDLE

*

1:1

straight

Total length	∅ Tip	∅ Handle	Without catch	Order number
130mm, 5 1/8"	0.4mm	8mm	✓	250-064-138
180mm, 7"	0.4mm	8mm	✓	250-064-244

STRAIGHT

curved

Total length	∅ Tip	∅ Handle	Without catch	Order number
130mm, 5 1/8"	0.4mm	8mm	✓	250-064-142
	0.4mm	8mm	×	250-064-147 *
	0.5mm	10mm	✓	250-064-146
	0.5mm	10mm	×	250-064-145
150mm, 6"	0.4mm	8mm	✓	250-064-148
	0.4mm	8mm	×	251-501-150
180mm, 7"	0.4mm	8mm	✓	250-064-245
	0.5mm	10mm	✓	250-064-248

CURVED

MICRO NEEDLE HOLDER WITH LIGHTWEIGHT HANDLE

*

1:2



curved

double action

Total length	∅ Handle	Order number
150mm, 6 "	8mm	251-685-150*
180mm, 7 "	8mm	251-685-180

CURVED

BALANCED MICRO NEEDLE HOLDER FORCEPS

*

1:2

curved, with tying platform

balanced (counter weight)

Total length	∅ Tip	∅ Handle	Order number
150mm, 6"	0.4mm	8mm	251-660-150*
180mm, 7"	0.6mm	8mm	251-660-180

CURVED

ULTRA FINE DISSECTING SCISSORS WITH FLAT HANDLE

*

1:2

straight special type

Total length	Blade length	Handle width	Order number
150mm, 6"	12mm very delicate	8mm	251-566-150 *

STRAIGHT

ULTRA FINE ADVENTITIA SCISSORS WITH FLAT HANDLE

*

1:2

straight

Total length	Blade length	Handle width	Order number
150mm, 6"	14mm very delicate	8mm	251-565-150 *

STRAIGHT

ULTRA FINE DISSECTING SCISSORS WITH ROUND HANDLE

*

1:2

curved

Total length	Blade length	∅ Handle	Order number
150mm, 6"	12mm very delicate	8mm	251-546-150 *
180mm, 7"	12mm very delicate	8mm	251-546-180

CURVED

ULTRA FINE ADVENTITIA SCISSORS WITH ROUND HANDLE

*

1:2

straight

Total length	Blade length	∅ Handle	Order number
150mm, 6"	14mm very delicate	8mm	251-545-150
180mm, 7"	14mm very delicate	8mm	251-545-180 *

STRAIGHT

ULTRA FINE MICRO DILATOR

*

1:2



10° angled

Total length	∅ Tip	Tip length	Handle width	Order number
110mm, 4 1/3"	0.1mm	8mm	9mm	251-603-110 *
				10° ANGLED

ULTRA FINE BALANCED MICRO FORCEPS BY BANIS

*

1:2

45° angled,
with tying platform

Total length	∅ Tip	∅ Handle	With tying platform	Order number
180mm, 7"	0.1mm	8mm	✓	251-656-185 *
				45° ANGLED

ULTRA FINE MICRO FORCEPS

*

1:2

straight, handle width 9mm

straight, handle width 7mm

Total length	∅ Tip	Handle width	Order number
110mm, 4 1/3"	0.1mm	9mm	251-609-110 *
135mm, 5 3/8"	0.1mm	7mm	251-613-130

STRAIGHT

ULTRA FINE NEEDLE HOLDER

*

1:2

curved

Total length	∅ Tip	∅ Handle	Order number
150mm, 6"	0.2mm	8mm	250-064-144 *

CURVED

COMBI MICRO INSTRUMENTS WITH GOLFBALL ROUND HANDLE

1:1

Order number
251-750-000

Dissection Scissors
curved, 9mm



Needle Holder
straight, 11x0,3mm

1:1

Order number
251-750-100

Forceps, tying platform,
straight, 6 x 0.1 mm



Dilator Forceps,
straight, 0.2 mm

EYE FORCEPS WITH SKIN HOOK AND GUIDE PIN

1:1

1:1

Total length	∅ Handle	Order number
120mm, 5"	8mm	400-150-120
		STANDARD

Total length	∅ Handle	Order number
150mm, 6"	8mm	400-151-150
		FINE

COUNTER-DEPRESSOR

1:1

Order number	Description
251-710-006	Counter-depressor with stitch groove, tip: concial, ∅ 0.6mm, 115mm, 4 1/2"
251-710-010	Counter-depressor with stitch groove, tip: concial, ∅ 1.0mm, 115mm, 4 1/2"



Counter-depressor with stitch groove
avoids damaging the back wall of very fine vessels

GLASS PROBES



Order number	Description
251-714-003	Glas probes (1 set containing of three different shapes). The probes are used in gynaecology to separate atraumatically adhesions

SPLINT GUIDES

1:1

Order number	Description
251-801-000	Splint guide, 180mm, 7" – For introduction of a temporary, soft polyethylene splint into the fallopian tubes.
251-802-000	Splint guide with transverse hole, 180mm, 7" – A variation to 251-801-000 but with the option to push the splint through the guide after insertion from both sides into the fallopian tubes.
251-803-000	Malleable splint guide – For introduction of a splint from the narrow isthmus. The splint is screwed into the threaded hole at the end of the splint guide.

RZ SPLINT MATERIAL

Order number	Description
251-810-000	RZ splint material, ∅ 0.45mm LD-Polyethylene, soft, sterile – The softness of the low density polyethylene eliminates the damage of the fallopian tubes.

RZ MICRO VASCULAR VESSEL CLAMPS

RZ Medizintechnik offers a wide range of clamps for micro vascular surgery as well as gynaecology.
It is based on the state-of-the-art technologies in the field of micro vascular surgery.



RZ Clamps - the ideal clamps for the clinical application

The RZ-Clamps show significant features:
- delicate but very sturdy design
- very advanced metallurgy
- superior holding characteristics
- parallel, smooth sliding action of the approximators
- high clamp profile with parallel sided jaws

The assortment of RZ-Clamps contains five different sizes with a pressure ranging from 0.3 to 5mm. All RZ-Clamps are available in a matt finish or alternatively in a non-reflective black finish.

Security
With their exactly adjusted closing pressure and a superior gripping surface the clamps guarantee the best possible security with regards to fixation and vessel occlusion.

Fixation
The Power-Grip surface treatment gives the clamp jaws an exceptional resistance against slippage in longitudinal as well as magnitudinal direction of the vessel. The flat and unserrated Power-Grip surface impresses by the uniform pressure without damaging the vessel walls.

Vessel closure
Each RZ-clamp is individually tested against loss of pressure and we guarantee a secure closure.

Single Clamps



Double Clamps Approximator, adjustable

Double Clamps Approximator with frame, adjustable

Double Clamps with frame

RZ A-Clamps

RZ Radial Clamps

CLAMPS TYPES

matt

black

The black coated surface ensures no reflection.

CLAMPS SURFACE TYPES



straight

30° angled

with catch



without catch

CLAMPS APPLYING FORCEPS

HOW TO CHOOSE THE RIGHT CLAMP

Clamps size and clamps pressure
When choosing the right clamp size, the clamps pressure is an important factor. The following formula should always be taken into consideration: The clamps size is defined by the closing pressure of the clamp (g) divided by the area covered by the clamps jaws (mm). Thus, the smaller the area, the higher the pressure or the pressure is inversely proportional to the vessel size. Each clamps size has its own individually and carefully adjusted closing force and is designed to be used on a specified range of vessel diameters. (Fig. 1). Despite the wide range of closing forces the pressure applied by each clamps from the smallest to the largest in our series remains constant. Each clamps size applies a pressure of 5g/mm^2 on the largest size vessel and 15g/mm^2 on the smallest size vessel. Even on the upper level the RZ-Clamps are more gentle to the vessel than any other compared vessel. Illustration in Fig. 2 show the relations between clamp size, recommended vessel diameter and clamps pressure.

Applications of micro clamps on main vessels
In reconstructive micro vascular surgery the RZ-5-clamps are used for the temporary closure of arteries and veins of an outer diameter between 2 and 5mm.
In vascular surgery the RZ-5-clamps are further used in various areas, i.e.: for tibia and popliteal vessels in endartectomy surgery and for perfusion surgery.
The main advantage is the good and stabile positioning in the operating field as a result of the excellent closing force. The RZ-5-clamps are also used as a single clamp for single vessel occlusion as well as a double clamps for vessel anastomsis.

A- or V-clamp pattern?
The V-pattern is commonly used as a multipurpose clamps for the application on veins as well as arteries. However the A-pattern are the preferred clamps for the work on exceptionally thickwalled arteries as well on slippery arteries. The slight inner curvature on the jaw ends prevents an undesired slippage. (Fig. 3)

Clamps surface
All clamps are available in a matt as well as in a black, non reflective finish. The black finish is less tiring for working under the microscope.

Clamps size	Vessel diameters
Figure 1	0.3 - 1.0 mm
Figure 2	0.6 - 1.4 mm
Figure 3	1.0 - 2.2 mm
Figure 4	1.5 - 3.3 mm
Figure 5	2.0 - 5.0 mm

Fig. 1: Relations between clamps sizes and vessel diameters

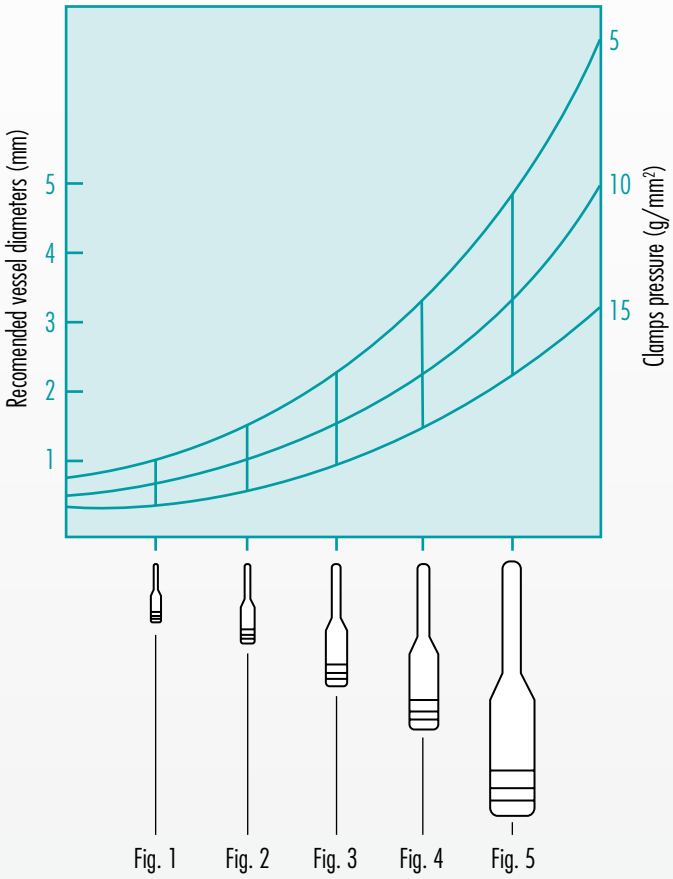

Fig. 2: Relations between clamps size, clamps pressure and vessel diameters

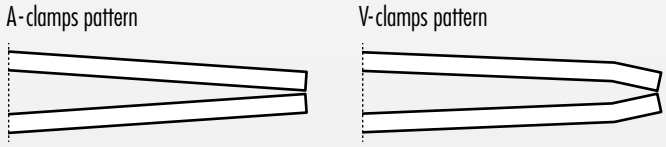

Fig. 3: Comparison of A- and V-clamps patterns

SPECIAL CLAMPS

RZ A-Clamps

	∅ Vessel	M	B
A	0.3 - 1.0mm	270-005-001	270-005-101
V	0.3 - 1.0mm	270-105-001	270-105-101

	∅ Vessel	M	B
A	0.6 - 1.4mm	270-005-002	270-005-102
V	0.6 - 1.4mm	270-105-002	270-105-102

	∅ Vessel	M	B
A	1.0 - 2.2mm	270-005-003	270-005-103
V	1.0 - 2.2mm	270-105-003	270-105-103

Radial Clamps

RZ R-1

∅ Vessel	M	B
0.3 - 1.0mm	270-010-001	270-110-001

RZ R-2

∅ Vessel	M	B
0.6 - 1.4mm	270-010-002	270-110-002

RZ R-3

∅ Vessel	M	B
1.0 - 2.2mm	270-010-003	270-110-003

RZ W-1 Mini



∅ Vessel	M	B
0.3 - 1.0mm	270-010-004	270-110-004

NERVE APPROXIMATOR

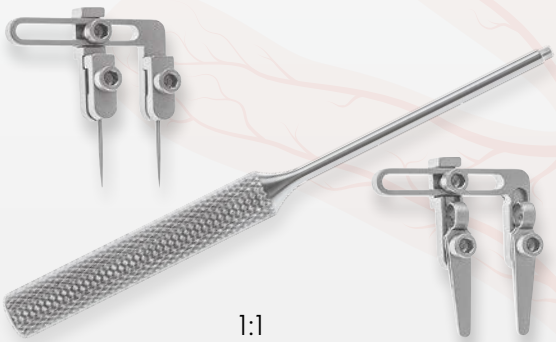

Order number	Description
250-064-575	Nerve Approximator, complete with key, 250-064-576
250-064-635	Nerve Approximator with spikes, complete with key, 250-064-576
250-064-576	Key for Nerve Approximator 250-064-575 and 250-064-635
250-064-636	Spikes (1 pair) 250-064-636

MICRO VASCULAR CLAMPS

Single Clamps

Figure 1

	∅ Vessel	M	B
A	0.3-1.0mm	270-001-001	270-001-101
V	0.3-1.0mm	270-101-001	270-101-101

Figure 2

	∅ Vessel	M	B
A	0.6-1.4mm	270-001-002	270-001-102
V	0.6-1.4mm	270-101-002	270-101-102

Figure 3

	∅ Vessel	M	B
A	1.0-2.2mm	270-001-003	270-001-103
V	1.0-2.2mm	270-101-003	270-101-103

Figure 4

	∅ Vessel	M	B
A	1.5-3.3mm	270-001-004	270-001-104
V	1.5-3.3mm	270-101-004	270-101-104

Figure 5

	∅ Vessel	M	B
A	2.0-5.0mm	270-001-005	270-001-105
V	2.0-5.0mm	270-101-005	270-101-105

Double Clamps Approximator, adjustable

Figure 1



	∅ Vessel	M	B
A	0.3-1.0mm	270-002-001	270-002-101
V	0.3-1.0mm	270-102-001	270-102-101

Figure 2



	∅ Vessel	M	B
A	0.6-1.4mm	270-002-002	270-002-102
V	0.6-1.4mm	270-102-002	270-102-102

Figure 3



	∅ Vessel	M	B
A	1.0-2.2mm	270-002-003	270-002-103
V	1.0-2.2mm	270-102-003	270-102-103

Figure 4



	∅ Vessel	M	B
A	1.5-3.3mm	270-002-004	270-002-104
V	1.5-3.3mm	270-102-004	270-102-104

Figure 5



	∅ Vessel	M	B
A	2.0-5.0mm	270-002-005	270-002-105
V	2.0-5.0mm	270-102-005	270-102-105

Double Clamps Approximator with frame, adjustable

Figure 1

	∅ Vessel	M	B
A	0.3-1.0mm	270-003-001	270-003-101
V	0.3-1.0mm	270-103-001	270-103-101

Figure 2

	∅ Vessel	M	B
A	0.6-1.4mm	270-003-002	270-003-102
V	0.6-1.4mm	270-103-002	270-103-102

Figure 3

	∅ Vessel	M	B
A	1.0-2.2mm	270-003-003	270-003-103
V	1.0-2.2mm	270-103-003	270-103-103

Packaging:
Single clamps are packed in boxes of one pair, double clamps are individually packed.

Important notice:
All clamps are packed non sterile and therefore have to be cleaned thoroughly and sterilised prior to use.

Double Clamps with frame

Figure 1



	∅ Vessel	M	B
A	0.3-1.0mm	270-004-001	270-004-101
V	0.3-1.0mm	270-104-001	270-104-101

Figure 2



	∅ Vessel	M	B
A	0.6-1.4mm	270-004-002	270-004-102
V	0.6-1.4mm	270-104-002	270-104-102

Figure 3

	∅ Vessel	M	B
A	1.0-2.2mm	270-004-003	270-004-103
V	1.0-2.2mm	270-104-003	270-104-103

Cleaning instruction:
All RZ-Clamps can be damaged by crusty debris which is located in the clamp parts. Therefore the following cleaning instruction has to be strictly followed. During surgery, blood and residues should not be removed right away. After each surgery a cleaning by dipping into an haemolytical solution is preferred versus a cleaning by an ultrasonic cleaner.

CLASSIC SHAPED MICRO VASCULAR CLAMPS

Single Clamps

Figure 1

8mm

	∅ Vessel	M
A	0.3-0.8mm	270-001-201
V	0.3-0.8mm	270-101-201

Figure 2

11mm

	∅ Vessel	M
A	0.6-1.4mm	270-001-202
V	0.6-1.4mm	270-101-202

Figure 3

16mm

	∅ Vessel	M
A	1.0-2.2mm	270-001-203
V	1.0-2.2mm	270-101-203

Figure 4

24mm

	∅ Vessel	M
A	1.5-3.3mm	270-001-204
V	1.5-3.3mm	270-101-204

Figure 5

35mm

	∅ Vessel	M
A	2.0-4.0mm	270-001-205
V	2.0-4.0mm	270-101-205

Double Clamps Approximator, adjustable

Figure 1

8mm

	∅ Vessel	M
A	0.3-1.0mm	270-002-201
V	0.3-1.0mm	270-102-201

Figure 2

11mm

	∅ Vessel	M
A	0.6-1.4mm	270-002-202
V	0.6-1.4mm	270-102-202

Figure 3

16mm

	∅ Vessel	M
A	1.0-2.2mm	270-002-203
V	1.0-2.2mm	270-102-203

Figure 4

24mm

	∅ Vessel	M
A	1.5-3.3mm	270-002-204
V	1.5-3.3mm	270-102-204

Figure 5

35mm

	∅ Vessel	M
A	2.0-5.0mm	270-002-205
V	2.0-4.0mm	270-102-205

Double Clamps Approximator with frame, adjustable

Figure 1

	∅ Vessel	M
A	0.3-1.0mm	270-003-201
V	0.3-1.0mm	270-103-201

Figure 2

	∅ Vessel	M
A	0.6-1.4mm	270-003-202
V	0.6-1.4mm	270-103-202

Figure 3

	∅ Vessel	M
A	1.0-2.2mm	270-003-203
V	1.0-2.2mm	270-103-203

Packaging:
Single clamps are packed in boxes of one pair, double clamps are individually packed.

Important notice:
All clamps are packed non sterile and therefore have to be cleaned thoroughly and sterilised prior to use.

Double Clamps with frame

Figure 1

	∅ Vessel	M
A	0.3-1.0mm	270-004-201
V	0.3-1.0mm	270-104-201

Figure 2

	∅ Vessel	M
A	0.6-1.4mm	270-004-202
V	0.6-1.4mm	270-104-202

Figure 3

	∅ Vessel	M
A	1.0-2.2mm	270-004-203
V	1.0-2.2mm	270-104-203

Cleaning instruction:
All RZ-Clamps can be damaged by crusty debris which is located in the clamp parts. Therefore the following cleaning instruction has to be strictly followed. During surgery, blood and residues should not be removed right away. After each surgery a cleaning by dipping into an haemolytical solution is preferred versus a cleaning by an ultrasonic cleaner.

RZ TUBAL CLAMPS

Application:
The RZ-tubal clamps are used to hold and approximate fallopian tubes as well as vas deferens.

Packaging:
Single clamps are packed in boxes of one pair, double clamps are individually packed.

Cleaning instruction
All RZ-Clamps can be damaged by crusty debris and residues which are located in the clamp parts. Therefore the following cleaning instruction has to be strictly followed. During surgery blood and residues should not be removed right away. After each surgery a cleaning by dipping into an haemolytical solution is preferred versus a cleaning by an ultrasonic cleaner.

Important notice:
All clamps are packed in a non sterile condition and therefore have to be cleaned thoroughly and sterilised prior to use. The Original RZ-tubal clamps fullfil all the clinical requirements set by the gynaecological micro surgery.

Length	Tube size	Single clamps	Double clamps approximator	Approximator with frame
8.5mm	0.7mm	270-014-001	270-015-001	270-016-001
8.5mm	1.0mm	270-014-002	270-015-002	270-016-002

Length	Tube size	Single clamps	Double clamps approximator	Approximator with frame
12mm	1.5mm	270-014-003	270-015-003	270-016-003
12mm	2.0mm	270-014-004	270-015-004	270-016-004



Length	Tube size	Single clamps	Double clamps approximator	Approximator with frame
22mm	3.5mm	270-014-007	270-015-007	270-016-007
22mm	4.0mm	270-014-008	270-015-008	270-016-008

Length	Tube size	Single clamps	Double clamps approximator	Approximator with frame
19mm	2.5mm	270-014-005	270-015-005	270-016-005
19mm	3.0mm	270-014-006	270-015-006	270-016-006



Length	Tube size	Single clamps	Double clamps approximator	Approximator with frame
26mm	4.5mm	270-014-009	270-015-009	270-016-009
26mm	5.0mm	270-014-010	270-015-010	270-016-010

MICROSPIKE APPROXIMATOR CLAMPS FOR UROLOGY

FOR REVERSAL OF VASECTOMY PROCEDURES

Order No.	270-150-001
Description	∅ 2mm, for Vasovasostomy

Order No.	270-150-002
Description	∅ 4mm, ∅ 2mm, for Vasovasostomy

Order No.	270-150-003
Description	∅ 6mm, ∅ 2mm, end-to-end, for Vasoepididymostomy

Order No.	270-150-200
Description	∅ 6mm right angle, ∅ 2mm, end-to-side, for Vasoepididymostomy

CLAMP APPLYING FORCEPS



straight

Suitable clamp type	Total length	Without catch	With catch
Fig. 1 + 2 (pp. 40-41)	140mm, 5 1/2"	270-103-140	270-108-140
Fig. 3 (pp. 40-41)	140mm, 5 1/2"	270-104-160	270-105-160

STRAIGHT

30° angled

Suitable clamp type	Total length	Without catch	With catch
Fig. 1 + 2 (pp. 40-41)	140mm, 5 1/2"	270-104-140	270-105-140
Fig. 3 (pp. 40-41)	140mm, 5 1/2"	270-106-140	270-107-140

30° ANGLED

INSTRUMENT CASES

Order number	Description
600-150-000	with finger mats, bottom and lid perforated, 235 x 270 x 30mm
600-150-010 *	for 8 Micro instruments, for one instrument rack, 130 x 230 x 25mm
600-150-015	for 16 Micro instruments, for two instrument racks, 130 x 230 x 50mm
600-150-020	for 16 Micro instruments, for two instrument racks , 240 x 270 x 25mm

*

INSTRUMENT RACKS

Order number	Description
600-150-001 *	for 8 Micro instruments, from 90 to 150mm
600-150-002	for 8 Micro instruments, with clamp box, from 90 to 150mm
600-150-003	for 5 Micro instruments (150mm) and 3 Micro instruments (180mm) and clamp box
600-150-004	for 8 Micro instruments with a length of 150mm to 180mm


*

INSTRUMENT BEAKER

Order number	Description
600-160-000	Instrument beaker ∅ 100mm with silicon bottom

INSTRUMENT HOLDING SPRING

Order number	Description
600-175-000	Instrument holding spring

NEEDLE STERILIZING CASE

Order number	Description
600-110-065	Needle sterilizing cases, with holes, 65 x 42 x 8.0mm

MICRO CONTAINERS

Order number	Description
600-402-140	Micro container, single bearing system, lid and bottom perforated, 200 x 140 x 45mm
600-402-195 *	Micro container, single bearing system, lid and bottom perforated, 280 x 195 x 45mm
600-402-255	Micro container, single bearing system, lid and bottom perforated, 265 x 255 x 45mm

*

RZ-HAND RETRACTOR SET



With the RZ-Hand Retractor the hand is fixed in a vertical as well as a horizontal position. The patient's hand is held absolutely firm and enables a free operation under the microscope.

Order number	Description
270-200-100	**RZ-Hand Retractor Set** complete with all accessories, but without case containing: 270-200-101 to 270-200-109

COMPLETE SET

Order number	Description
270-200-110	Instrument case with compartments for the complete RZ-handretractor set, 235 x 410 x 32mm
270-200-111	Instrument case, oval size, 130 x 130mm, only for accessories

OPTIONAL ACCESSORIES

Order number	Description	Quantity
270-200-101	Hand table	1
270-200-102	Chain holder, elevated	2
270-200-103	Chain holders, hooks	2
270-200-104	Ball chains, 320mm, with skin hooks	2
270-200-105	Ball chains, 210mm, with skin hooks	4
270-200-106	Ball chains, 260mm, for arm and wrist fixation	2
270-200-107	Tendon hooks, 5,0mm wide	4
270-200-108	Rubber band sliding hooks	4
270-200-109	Rubber band (set of 5 pieces)	1

ACCESSORIES



270-200-101

270-200-106

270-200-105

270-200-104

270-200-109

270-200-108



270-200-103



270-200-107



270-200-102

NERVE AND TENDON HOLDING FORCEPS

1:1

Order number	∅
270-202-005	0.5mm
270-202-010	1.0mm
270-202-015	1.5mm
270-202-020	2.0mm
270-202-025	2.5mm
270-202-030	3.0mm
270-202-035	3.5mm
270-202-040	4.0mm
270-202-050	5.0mm
270-202-060	6.0mm
270-202-070	7.0mm

Order number	Description
270-202-000	**Complete Set 1**: 6 Nerve and Tendon Holding Forceps, 1 Blade Holder and 1 Sterilization box (see below)
▸ 270-202-020	Nerve and Tendon Holding Forceps 2.0mm
▸ 270-202-030	Nerve and Tendon Holding Forceps 3.0mm
▸ 270-202-040	Nerve and Tendon Holding Forceps 4.0mm
▸ 270-202-050	Nerve and Tendon Holding Forceps 5.0mm
▸ 270-202-060	Nerve and Tendon Holding Forceps 6.0mm
▸ 270-202-070	Nerve and Tendon Holding Forceps 7.0mm
▸ 251-300-120	Gomel Blade Holder, straight, 120mm, 5", with spring
▸ 270-202-130	Sterilization Box, 90 x 130mm, with Silicon inserts
	COMPLETE SET 1



Order number	Description
270-202-001	**Complete Set 2**: 1 Nerve and Tendon Holding Forceps, 1 Balde Holder and 1 Sterilization Box
▸ 270-202-005	Nerve and Tendon Holding Forceps 0.5mm
▸ 270-202-010	Nerve and Tendon Holding Forceps 1.0mm
▸ 270-202-015	Nerve and Tendon Holding Forceps 1.5mm
▸ 270-202-020	Nerve and Tendon Holding Forceps 2.0mm
▸ 270-202-025	Nerve and Tendon Holding Forceps 2.5mm
▸ 270-202-030	Nerve and Tendon Holding Forceps 3.0mm
▸ 270-202-035	Nerve and Tendon Holding Forceps 3.5mm
▸ 270-202-040	Nerve and Tendon Holding Forceps 4.0mm
▸ 270-202-050	Nerve and Tendon Holding Forceps 5.0mm
▸ 270-202-060	Nerve and Tendon Holding Forceps 6.0mm
▸ 270-202-070	Nerve and Tendon Holding Forceps 7.0mm
▸ 251-300-120	Gomel Blade Holder, straight, 120mm, 5", with spring
▸ 270-202-200	Sterilization Box, 120 x 200 mm, with Silicon inserts
	COMPLETE SET 2

ARTERIOTOMY CLAMP SET

1:1



With hole in the tip

270-380-000	**Arterieotomy Clamp Set**, consisting of
270-380-012	Arteriotomy Clamp, Ø1.2mm tip
270-380-018	Arteriotomy Clamp, Ø1.8mm tip
270-380-024	Arteriotomy Clamp, Ø2.4mm tip
251-300-120	Gomel Blade Holder, straight, 120mm, 5", with spring
270-202-130	Sterilization Box, 90 x 130mm, with Silicon inserts

USING THE ARTERIOTOMY CLAMP

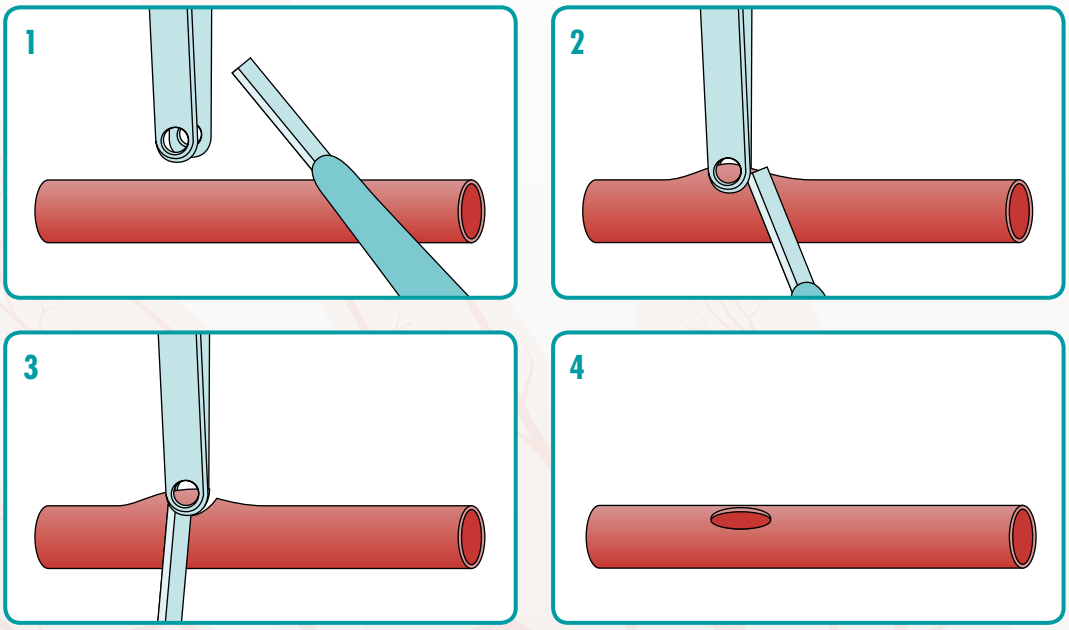

BLADE HOLDER

Order number	Description
251-300-110	Blade Holder, 110mm, 4 1/3 "

GOMEL BLADE HOLDER

Order number	Description
251-300-120	Gomel Blade Holder, straight, 120mm, 5", with spring

TAPER POINT

- conic precision point manufactured using a specialized process
- ultra fine all side shaped needle body for precise needle guidance
- full bending circle from needle tip to thread channel
- extremely low penetration force and minimal incision
- best needle for neuro and vessel anastomosis
- smallest needle diameter: 30 um (needle body is not flattened)

Suture material - Nylon, Polyamid

- the standard microsurgical suture
- high knot security
- small knots – less postoperative reaction

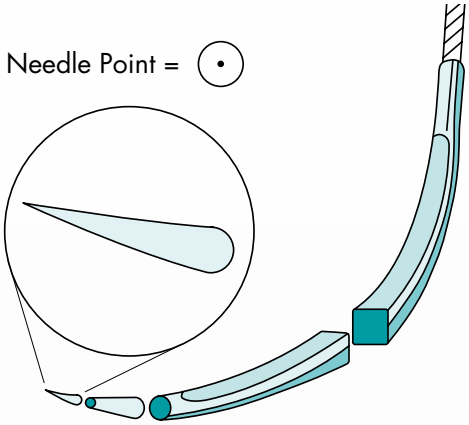

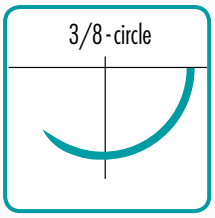

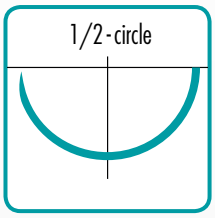

Suture length	∅ Micron	Needle shape	Needle length	USP 12/0 Metric 0.01	USP 11/0 Metric 0.1	USP 10/0 Metric 0.2	USP 9/0 Metric 0.3	USP 8/0 Metric 0.4
100mm	50	3/8	2.6mm	270-500-011	270-500-021	–	–	–
100mm	50	3/8	3.8mm	–	270-500-022	–	–	–
100mm	70	3/8	3.8mm	–	270-500-024	–	–	–
100mm	70	3/8	3.8mm	–	–	270-500-034	–	–
100mm	70	3/8	5.1mm	–	–	270-500-035	–	–
150mm	100	3/8	3.8mm	–	–	270-500-036	270-500-056	–
150mm	100	1/2	4.7mm	–	–	270-500-037	270-500-057	–
150mm	100	3/8	5.1mm	–	–	270-500-038	270-500-058	–
150mm	140	3/8	3.8mm	–	–	270-500-040	–	270-500-070
150mm	140	3/8	5.1mm	–	–	–	270-500-062	270-500-072
150mm	140	3/8	6.4mm	–	–	–	270-500-063	270-500-073
150mm	200	3/8	10.2mm	–	–	–	–	270-500-076

TAPER CUTTING

- precision tip with adapted thin trocar tip
- cutting tip for exact and safe placing of the stitch
- ultrafine all side shaped needle body for precise needle guidance
- full bending circle from needle tip to thread channel
- extremely low penetration force and minimal incision
- very good needle for slightly thicker tissue for neuro and vessel anastomosis

Suture material - Nylon, Polyamid
- the standard microsurgical suture
- high knot security
- small knots – less postoperative reaction

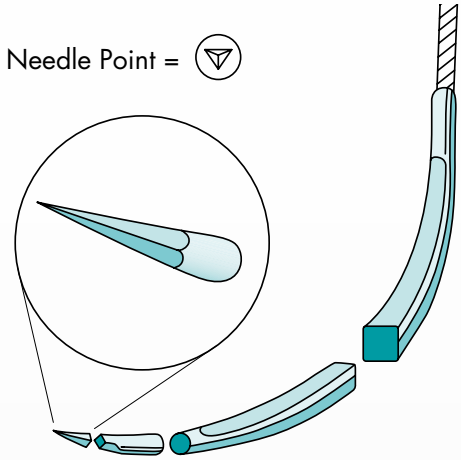

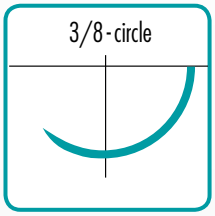

Suture length	∅ Micron	Needle shape	Needle length	USP 11/0 Metric 0.1	USP 10/0 Metric 0.2	USP 9/0 Metric 0.3	USP 8/0 Metric 0.4
100mm	70	3/8	3.8mm	270-700-020	270-700-030	–	–
150mm	100	3/8	3.8mm	–	270-700-031	270-700-041	–
150mm	100	3/8	5.1mm	–	270-700-032	270-700-042	–
150mm	140	3/8	3.8mm	–	–	–	270-700-053
150mm	140	3/8	6.4mm	–	–	–	270-700-054
150mm	200	3/8	6.4mm	–	–	–	270-700-055

LANCET POINT

- precision tip for safe needle positioning
- ultra sharp cutting edges for extraordinary stitching characteristics
- small, smooth and regular penetration force
- all side shapened needle body with a high bending resistancy
- full bending circle from needle tip to thread channel
- firm and safe needle handling with needle holder
- precise needle guidance in tissue

Suture material - Nylon, Polyamid
- the standard microsurgical suture
- high knot security
- small knots – less postoperative reaction

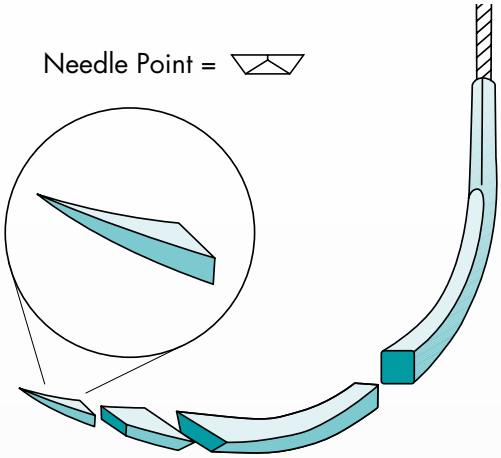

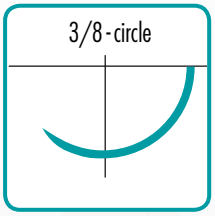

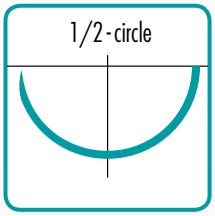

Suture length	∅ Micron	Needle shape	Needle length	USP 10/0 Metric 0.2	USP 9/0 Metric 0.3
300mm	150	3/8	2 x 6.4mm	–	–
300mm	150	3/8	5.1 mm	270-600-030	–
300mm	150	3/8	2 x 5.1 mm	270-600-031	270-600-041
300mm	150	1/2	2 x 6.4 mm	–	270-600-042
300mm	150	1/2	2 x 6.4 mm	270-600-033	270-600-043
300mm	150	3/8	6.4 mm	–	270-600-044
300mm	150	3/8	2 x 6.4 mm	270-600-035	270-600-045
300mm	200	3/8	6.4 mm	270-600-036	270-600-046
300mm	200	3/8	2 x 6.4 mm	270-600-037	270-600-047

VISIBILITY BACKGROUND MATERIAL

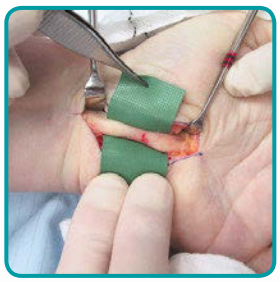

- silicone material
- 1 mm grid to measure vessels
- latex free
- sterile packed in boxes of 12 pieces
- non-reflective surface
- max. grip of vessels
- optimal visualising of vessels

Order number	270-800-001	270-800-002	270-800-003
Color	blue	green	yellow

ABRASIVE STONES

Order number	Description
270-350-000	Abrasive Stone, triangular – For the repair of the smaller damages on micro instruments, incl. leaflets of polishing paper.
270-351-000	Abrasive Stone, rectangular – For the repair of the smaller damages on micro instruments, incl. leaflets of polishing paper.

DOUBLE HOOK FOR VESSEL FIXATION , NON STERILE



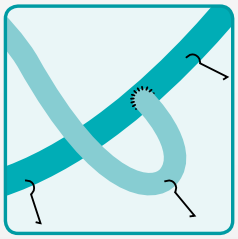

- eases the vessel fixation during end-to-side anastamosis
- 4 pieces per package

∅ 0.3mm, 12mm long	∅ 0.3mm, 17mm long	∅ 0.45mm, 17mm long	∅ 0.45mm, 22mm long
270-410-012	270-410-017	270-420-017	270-420-022

NOTES

NUMERICAL INDEX

Order number	See page
120-178-180	17
130-554-120	27
250-064-138	42
250-064-142	42
250-064-144	47
250-064-145	42
250-064-146	42
250-064-147	42
250-064-148	42
250-064-149	41
250-064-150	41
250-064-151	41
250-064-153	41
250-064-244	42
250-064-245	42
250-064-248	42
250-064-575	55
250-064-576	55
250-064-635	55
250-064-636	55
250-364-705	33
250-364-706	33
250-364-707	33
250-653-150	31
250-653-180	31
250-653-210	31
250-764-715	33
250-764-718	33

Order number	See page
250-764-721	33
251-300-110	66
251-300-120	64, 66
251-501-150	42
251-540-120	17
251-540-150	17
251-540-210	17
251-541-120	18
251-541-150	18
251-541-151	18
251-541-180	18
251-541-181	18
251-541-210	18
251-542-150	17
251-542-180	17
251-543-150	18
251-543-180	18
251-545-150	45
251-545-180	45
251-546-150	45
251-546-180	45
251-550-100	15
251-550-110	15
251-550-150	15
251-550-180	15
251-551-100	16
251-551-110	16
251-551-111	16

Order number	See page
251-551-150	16
251-551-151	16
251-551-180	16
251-551-181	16
251-552-150	15
251-552-180	15
251-553-150	16
251-553-181	16
251-554-150	15
251-555-150	16
251-556-150	16
251-556-180	16
251-557-180	18
251-558-180	17
251-559-150	18
251-560-150	17
251-563-150	15
251-563-180	15
251-565-150	44
251-566-150	44
251-570-150	19
251-570-180	19
251-571-150	19
251-580-150	20
251-580-170	17
251-581-150	20
251-584-130	28
251-585-130	28

Order number	See page
251-600-040	23
251-600-060	23
251-600-080	23
251-601-110	37
251-602-110	37
251-603-110	46
251-603-135	24
251-606-135	37
251-607-135	25
251-607-180	25
251-608-135	37
251-609-110	47
251-610-135	25
251-611-120	23
251-611-130	23
251-611-131	37
251-611-132	37
251-611-180	23
251-611-181	23
251-611-185	37
251-611-186	37
251-611-187	37
251-612-130	23
251-612-180	25
251-613-110	23
251-613-120	25
251-613-130	47
251-613-150	23

Order number	See page
251-613-180	24
251-613-181	24
251-615-120	25
251-615-130	24
251-616-110	24
251-616-120	25
251-616-150	24
251-617-110	24
251-617-130	23
251-618-120	23
251-618-150	23
251-619-110	26
251-619-130	26
251-621-135	23
251-640-150	38
251-640-180	38
251-650-150	29
251-650-180	29
251-650-210	29
251-652-150	31
251-652-180	31
251-653-150	29
251-653-180	29
251-653-210	29
251-654-180	32
251-655-145	33
251-655-150	32
251-655-180	33
251-655-210	33
251-656-150	32
251-656-180	32
251-656-185	46

Order number	See page
251-657-150	30
251-657-180	30
251-657-210	30
251-658-150	29
251-658-180	29
251-658-210	29
251-660-150	43
251-660-180	43
251-660-210	30
251-661-210	30
251-662-120	27
251-685-150	43
251-685-180	43
251-703-135	26
251-710-006	50
251-710-010	50
251-711-130	26
251-711-180	26
251-712-130	26
251-713-110	26
251-713-180	26
251-714-003	50
251-715-120	27
251-717-130	26
251-718-120	26
251-721-135	26
251-750-000	48
251-750-100	48
251-801-000	51
251-802-000	51
251-803-000	51
251-810-000	51

Order number	See page
270-001-001	56
270-001-002	56
270-001-003	56
270-001-004	56
270-001-005	56
270-001-101	56
270-001-102	56
270-001-103	56
270-001-104	56
270-001-105	56
270-002-001	56
270-002-002	56
270-002-003	56
270-002-004	56
270-002-005	56
270-002-101	56
270-002-102	56
270-002-103	56
270-002-104	56
270-002-105	56
270-003-001	57
270-003-002	57
270-003-003	57
270-003-101	57
270-003-102	57
270-003-103	57
270-004-001	57
270-004-002	57
270-004-003	57
270-004-101	57
270-004-102	57
270-004-103	57

Order number	See page
270-005-001	55
270-005-002	55
270-005-003	55
270-005-101	55
270-005-102	55
270-005-103	55
270-010-001	55
270-010-002	55
270-010-003	55
270-010-004	55
270-014-001	58
270-014-002	58
270-014-003	58
270-014-004	58
270-014-005	58
270-014-006	58
270-014-007	58
270-014-008	58
270-014-009	58
270-014-010	58
270-015-001	58
270-015-002	58
270-015-003	58
270-015-004	58
270-015-005	58
270-015-006	58
270-015-007	58
270-015-008	58
270-015-009	58
270-015-010	58
270-016-001	58
270-016-002	58

Order number	See page
270-016-003	58
270-016-004	58
270-016-005	58
270-016-006	58
270-016-007	58
270-016-008	58
270-016-009	58
270-016-010	58
270-101-001	56
270-101-002	56
270-101-003	56
270-101-004	56
270-101-005	56
270-101-101	56
270-101-102	56
270-101-103	56
270-101-104	56
270-101-105	56
270-102-001	56
270-102-002	56
270-102-003	56
270-102-004	56
270-102-005	56
270-102-101	56
270-102-102	56
270-102-103	56
270-102-104	56
270-102-105	56
270-103-001	57
270-103-002	57
270-103-003	57
270-103-101	57

Order number	See page
270-103-102	57
270-103-103	57
270-103-140	59
270-104-001	57
270-104-002	57
270-104-003	57
270-104-101	57
270-104-102	57
270-104-103	57
270-104-140	59
270-104-160	59
270-105-001	55
270-105-002	55
270-105-003	55
270-105-101	55
270-105-102	55
270-105-103	55
270-105-140	59
270-105-160	59
270-106-140	59
270-107-140	59
270-108-140	59
270-110-001	55
270-110-002	55
270-110-003	55
270-110-004	55
270-150-001	59
270-150-002	59
270-150-003	59
270-150-200	59
270-200-100	62
270-200-101	62

Order number	See page
270-200-102	62
270-200-103	62
270-200-104	62
270-200-105	62
270-200-106	62
270-200-107	62
270-200-108	62
270-200-109	62
270-200-110	62
270-200-111	62
270-202-000	64
270-202-001	64
270-202-005	64
270-202-010	64
270-202-015	64
270-202-020	64
270-202-025	64
270-202-030	64
270-202-035	64
270-202-040	64
270-202-050	64
270-202-060	64
270-202-070	64
270-202-130	64
270-350-000	70
270-351-000	70
270-380-000	65
270-380-012	65
270-380-018	65
270-380-024	65
270-500-011	67
270-500-021	67

Order number	See page
270-500-022	67
270-500-024	67
270-500-034	67
270-500-035	67
270-500-036	67
270-500-037	67
270-500-038	67
270-500-040	67
270-500-056	67
270-500-057	67
270-500-058	67
270-500-062	67
270-500-063	67
270-500-070	67
270-500-072	67
270-500-073	67
270-500-076	67
270-600-031	69
270-600-033	69
270-600-035	69
270-600-036	69
270-600-037	69
270-600-041	69
270-600-042	69
270-600-043	69
270-600-044	69
270-600-046	69
270-600-047	69
270-700-020	68
270-700-030	68
270-700-031	68
270-700-032	68

Order number	See page
270-700-041	68
270-700-042	68
270-700-053	68
270-700-054	68
270-700-055	68
270-800-001	70
270-800-002	70
270-800-003	70
270-900-901	6
270-900-902	9
270-900-903	10
270-900-904	5
270-900-905	13
400-150-120	49
400-151-150	49
600-110-065	61
600-150-000	60
600-150-001	60
600-150-002	60
600-150-003	60
600-150-004	60
600-150-010	60
600-150-015	60
600-150-020	60
600-160-000	60
600-175-000	61
600-402-140	61
600-402-195	61
600-402-255	61
700-101-000	34
700-101-001	34
700-101-130	34

Order number	See page
700-101-150	34
700-287-030	34
700-287-050	34
700-287-130	34
700-287-150	34
700-350-030	34
700-350-050	34
700-350-130	34
700-350-150	34
700-351-031	34
700-351-051	34
700-351-131	34
700-351-151	34
700-600-014	34
700-600-712	34
700-600-713	34

© 12/2015 Copyright by RZ Medizintechnik GmbH · Unter Hasslen 20 · D-78532 Tuttlingen. All rights reserved.
Modifications of technical specification or design are subject to change without prior notice.

RZ
Medizintechnik
GmbH