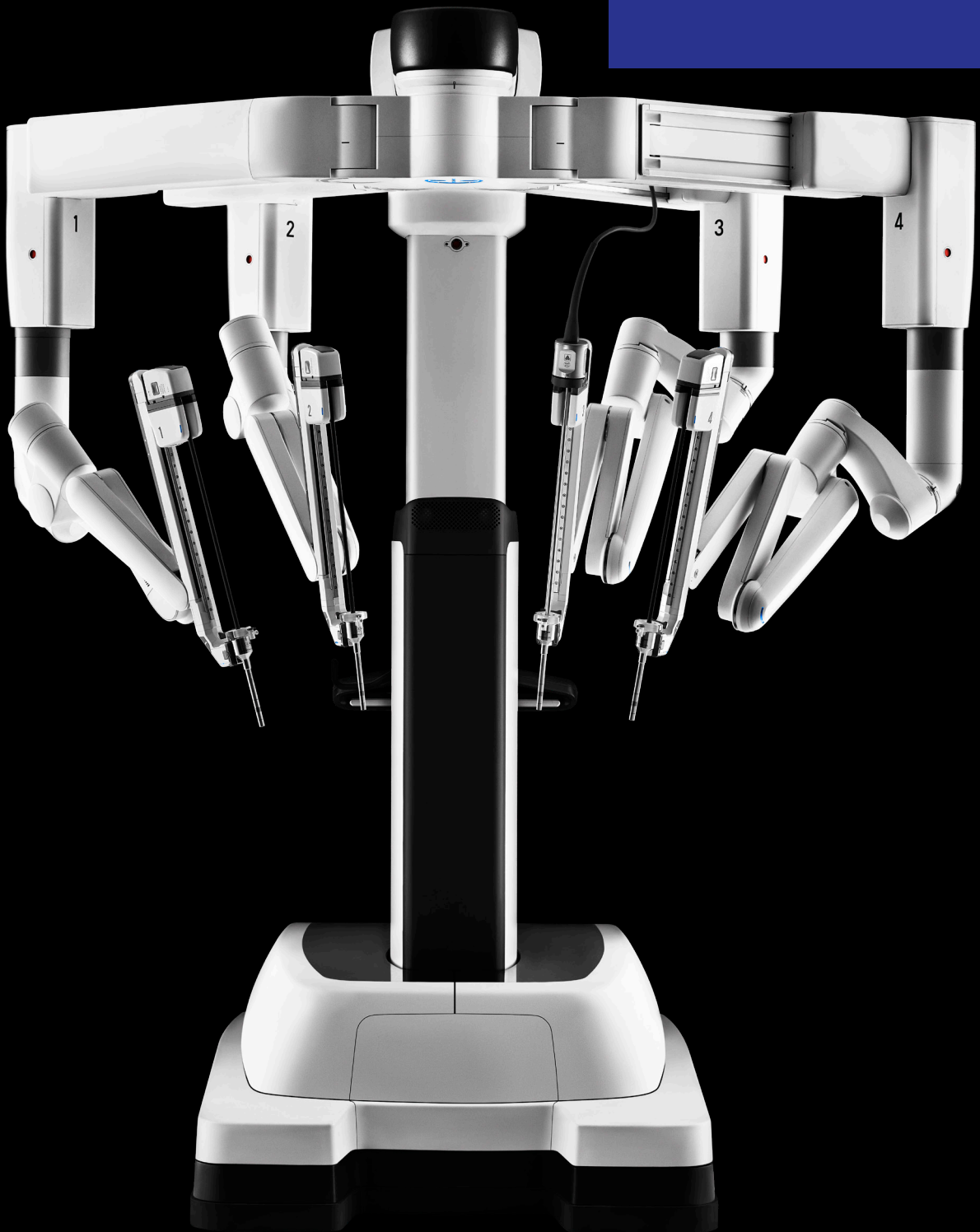


# Da Vinci Xi

Define a new  
standard.



INTUITIVE





# Define a new standard

Designed to provide flexibility for procedures performed across your robotics program, the da Vinci Xi® surgical system offers broader anatomical access, enhanced ease of use, and complete integration of the most advanced da Vinci® technology<sup>1</sup>.

This fourth-generation system includes the same advanced 3DHD vision and wristed instruments you expect of da Vinci, in a modular, adaptable format.

With a surgical system this versatile, a new standard in minimally invasive care is possible.

<sup>1</sup>Compared to the da Vinci Si® surgical system. Results of testing on file.

# Transform your approach

The da Vinci Xi® features boom-mounted arms with multi-position set up joints designed to help maximize the surgical workspace externally and internally. From a single cart location, staff has greater arm positioning capabilities<sup>1</sup>, and surgeons can operate more easily across multiple quadrants<sup>1</sup> with the freedom to complete a wide range of minimally invasive procedures.



## Pick your placement

Thinner arms and longer instruments enable simpler port placement from case to case.<sup>1</sup>



## Reach different angles

With Integrated Table Motion, you can reposition the patient without stopping the case to optimize access, exposure, and reach<sup>1</sup>.



## Get a different perspective

The small scope can be placed on any of the four arms during a procedure, giving you increased flexibility for visualizing the surgical site.<sup>1</sup>

---

1. Compared to the da Vinci Si surgical system. Results of testing on file.



# Operate with efficiency<sup>1</sup>

Intuitive has spent thousands of hours over several decades working with surgical care teams to help streamline robotic-assisted surgery, which is why the da Vinci Xi<sup>®</sup> surgical system features help to get you started quickly and streamline essential tasks.



## Start simply

A unique Guided Set Up has a user interface that is clear and easy to learn, with both visual and audible cues to facilitate quick boom deployment and precise setup.



## Zero in on the right approach

Drive the patient-side cart toward the surgical table using the laser cross hairs to expedite connection to the ports.



## Align the arms with little effort

Insert the endoscope so that the target anatomy is in view, then simply hold the targeting button as the remaining arms move into position automatically.



## Put the power in your hands

The integrated ERBE VIO dV generator helps you fine-tune energy output and switch presets directly from the surgeon console.

1. Compared to the da Vinci Si surgical system. Results of testing on file.

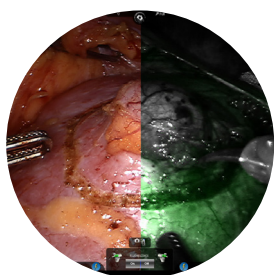






# Access the latest da Vinci innovations

Choosing the da Vinci Xi® surgical system means you can use the same instruments available for the da Vinci X®, enabling you to standardize instruments for your multi-port patient carts.



## See tissue in a different light

Firefly® fluorescence imaging is built in to give you real-time visualization and assessment of vessels, bile ducts, and tissue perfusion.



## Staple with control

Da Vinci Stapling offers a full range of lengths and reloads—30, 45, and 60 mm—as well as fully wristed articulation, complete surgeon control from the console, and software-driven feedback to help reduce guesswork.



## Switch tasks quickly

With the ability to seal, cut, grasp, and dissect, Vessel Sealer Extend helps you flow seamlessly from one action to the next.



## Get two grip strengths in one grasper

Force Bipolar with DualGrip technology can help streamline setup and minimize workflow disruptions by reducing instrument exchanges.

# System comparison

da Vinci X



da Vinci Xi



da Vinci SP



## CORE TECHNOLOGY

Da Vinci OS4 compatible	✓	✓	✓
Intuitive Motion	✓	✓	✓
EndoWrist® Technology	✓	✓	✓
Immersive 3DHD Stereo Viewer	✓	✓	✓
Upgradeable Architecture	✓	✓	✓
Single Port Platform	×	×	✓

## TECHNOLOGY ENHANCEMENTS<sup>1</sup>

Dual Console Compatible	✓	✓	×
Single-Site® Technology	✓	✓	×
EndoWrist Stapler 45	✓	✓	×
Vessel Sealer Extend	✓	✓	×
Firefly® Fluorescence Imaging	✓	✓	×
Multi-Port Instruments & Endoscope	✓	✓	×
Integrated Energy	✓	✓	✓
Expanded Stapling Portfolio	✓	✓	×
Platform Modularity	✓	✓	✓
EndoWrist Articulating Camera	×	×	✓
EnergyShield™ Monitoring	×	×	✓

## CAPABILITY ENHANCEMENTS<sup>1</sup>

Streamlined Port Placement	✓	✓	✓
Universal Single Port Placement	×	×	✓
Extended Anatomical Access	×	✓	✓
Integrated Table Motion	×	✓	×
Boom Rotation	×	✓	✓
360° Axis Rotation	×	×	✓
Single Port Distal Triangulation	×	×	✓

## EASE OF USE ENHANCEMENTS<sup>1</sup>

Automated Setup Tasks	×	✓	✓
Advanced Intraoperative Adjustments	×	✓	✓
Universal Cart Positioning	×	✓	✓
Optimized Patient Side Access	×	✓	✓
Elimination of Potential External Arm Collisions	×	×	✓

<sup>1</sup>Compared to the da Vinci Si® surgical system. Results of testing on file.

# Purchasing information

## Da Vinci Xi system

To contact a representative or  
receive additional information visit:  
[www.intuitive.com](http://www.intuitive.com)

or

call Intuitive Surgical Customer Service:

### U.S.

1.877.408.3872

### Europe

+41.21.821.2020 or

+800.0821.2020

### Rest of the world

1.408.523.2100



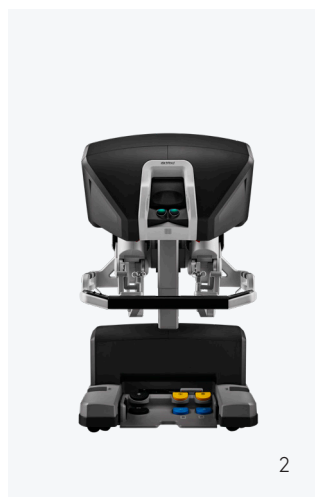
## What you get

The da Vinci X system has three main  
components as standard:

1. A unique **patient cart**

2. A **surgeon console** providing an  
immersive, ergonomic experience

3. A **vision cart** supporting the latest  
3DHD vision system





### **Important safety information**

Serious complications may occur in any surgery, including da Vinci® Surgery, up to and including death. Examples of serious or life-threatening complications, which may require prolonged and/or unexpected hospitalization and/or reoperation, include but are not limited to, one or more of the following: injury to tissues/organs, bleeding, infection and internal scarring that can cause long-lasting dysfunction/pain.

Risks specific to minimally invasive surgery, including da Vinci® surgery, include but are not limited to, one or more of the following: temporary pain/nerve injury associated with positioning; a longer operative time, the need to convert to an open approach, or the need for additional or larger incision sites. Converting the procedure could result in a longer operative time, a longer time under anesthesia, and could lead to increased complications. Contraindications applicable to the use of conventional endoscopic instruments also apply to the use of all da Vinci instruments.

For Important Safety Information, indications for use, risks, full cautions and warnings, please also refer to [www.intuitive.com/safety](http://www.intuitive.com/safety).

Individuals' outcomes may depend on a number of factors, including but not limited to patient characteristics, disease characteristics and/or surgeon experience.

It is the responsibility of the owner of the da Vinci Surgical System to properly train and supervise its personnel to ensure that the instruments and accessories are properly cleaned, disinfected and sterilized as required by the User's Manual. The da Vinci products should not be used in a clinical setting unless the institution has verified that these products are properly processed in accordance with the da Vinci System User's Manual.

### **Firefly Fluorescence Imaging**

The da Vinci® Fluorescence Imaging Vision System (Firefly® Fluorescence Imaging) is intended to provide

real-time endoscopic visible and near-infrared fluorescence imaging. The da Vinci Fluorescence Imaging Vision System enables surgeons to perform minimally invasive surgery using standard endoscopic visible light as well as visual assessment of vessels, blood flow, and related tissue perfusion, and at least one of the major extra-hepatic bile ducts (cystic duct, common bile duct and common hepatic duct), using near infrared imaging. Fluorescence imaging of biliary ducts with the da Vinci Fluorescence Imaging Vision System is intended for adjunctive use only, in conjunction with standard of care white light and when indicated, with intraoperative cholangiography. The device is not intended for standalone use for biliary duct visualization. Intuitive's ICG packs are available for sale in the U.S. ONLY.

Intuitive's ICG packs are cleared for commercial distribution in the U.S. for use in combination with the fluorescence-capable da Vinci Xi HD vision system and Firefly integrated hardware. Intuitive-distributed ICG contains necessary directions for use of ICG with Firefly Fluorescence Imaging. Using generic ICG with Firefly Fluorescence Imaging is considered off-label and is not recommended. Anaphylactic deaths have been reported following ICG injection during cardiac catheterization. Total ICG dosage should not exceed 2 mg/kg per patient. Anaphylactic or urticarial reactions have been reported in patients with or without histories of allergy to iodides.

### **Vessel Sealer Extend**

The EndoWrist® Vessel Sealer Extend is a bipolar electrosurgical instrument for use with a compatible da Vinci surgical system and the ERBE VIO® dV electrosurgical generator. It is intended for grasping and blunt dissection of tissue and for bipolar coagulation and mechanical transection of vessels up to 7mm in diameter and tissue bundles that fit in the jaws of the instrument. The EndoWrist Vessel Sealer Extend has not been shown to be effective for tubal sterilization or tubal coagulation for sterilization procedures, and should not be used for these procedures.

### **Xi System Stapler Family**

The EndoWrist® Stapler 30 and 45 Instruments and Reloads are intended to be used with the da Vinci Xi Surgical System (IS4000) for resection, transection, and/or creation of anastomoses in General, Thoracic, Gynecologic and Urologic surgery. The EndoWrist Staplers 30 and 45 are indicated for adult use, and the EndoWrist Stapler 30 is indicated for pediatric use. The devices can be used with staple-line or tissue-buttressing materials.

The EndoWrist Stapler 30 and 45 Instruments and Reloads should not be used on tissue such as the liver or spleen, where tissue compressibility is such that clamping of the instrument would be destructive. Do not use the EndoWrist Stapler 30 and 45 Instruments or Reloads on the aorta.

The EndoWrist Stapler 30 and 45 for the da Vinci Xi System (IS4000) are not compatible for use with the da Vinci, da Vinci S, or da Vinci Si Surgical Systems.

### **SureForm staplers**

The Intuitive Surgical Stapler SureForm™ 60, Stapler SureForm 60 reloads, and other stapler accessories are intended to be used with a compatible da Vinci Surgical Systems for resection, transection, and, or creation of anastomoses in General, Thoracic, Gynecologic, Urologic, and Pediatric surgery. The device can be used with staple line or tissue buttressing material (natural or synthetic).

The Intuitive Surgical Stapler SureForm™ 45, Stapler SureForm 45 reloads, and other stapler accessories are intended to be used with a compatible da Vinci Surgical System for resection, transection, and, or creation of anastomoses in General, Thoracic, Gynecologic, Urologic, and Pediatric surgery. The device can be used with staple line or tissue buttressing material (natural or synthetic).

### **Force Bipolar**

The Force Bipolar is intended to be used with compatible systems for endoscopic manipulation of tissue, including dissection, grasping, retraction, and bipolar coagulation of tissue.

### **Table Motion**

Da Vinci Table Motion is intended to allow the surgical staff to reposition the patient by adjusting the table without undocking the da Vinci Xi® Surgical System during urologic surgical procedures, general laparoscopic surgical procedures, and gynecologic laparoscopic surgical procedures. It is designed to be used with a compatible OR table.

Unless otherwise noted, all people depicted are models.

©2019 Intuitive Surgical, Inc. All rights reserved.



Product and brand names/logos are trademarks or registered trademarks of Intuitive Surgical or their respective owner. See [www.intuitive.com/trademarks](http://www.intuitive.com/trademarks).

PN1051540-US RevA 06/2019

### **References**

1. Compared to the da Vinci Si® surgical system. Results of testing on file.

INTUITIVE



We believe minimally invasive care is life-enhancing care. Through ingenuity and intelligent technology, we expand the potential of physicians to heal without constraints.

